

Year of Care Partnerships® Document library

NHS




What's available in the document library on our website?

You will find electronic versions of Year of Care resources to support your implementation of personalised care and support planning (PCSP) following attendance at training.

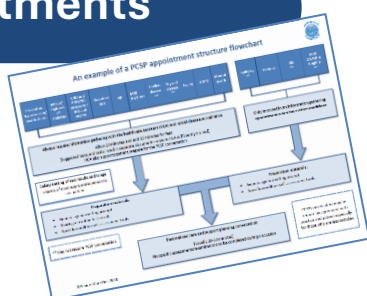
1 Getting started with PCSP

Resources to support practices getting started with PCSP including an overview, impact documents and tools, checklists and IT guidance.



3 Recall and appointments

In this section you will find resources to help you identify areas to consider when planning appointments and recall for PCSP.




5 Triage – 'Professional Preparation'

The triage step is sometimes referred to as 'professional preparation' ahead of the PCSP conversation appointment. It's particularly important where PCSP is offered to people with multiple long term conditions or/and complexity.

7 Frailty in the community (proactive care)

Resources for use throughout the PCSP process where the focus is on frailty and proactive care.

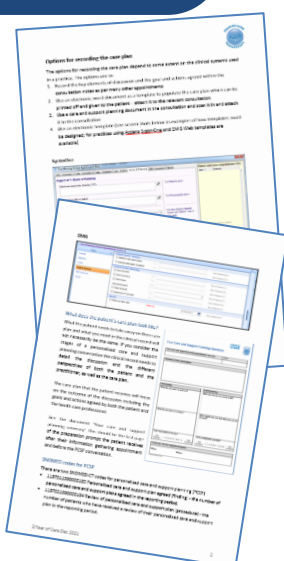


9 Recording the care plan

Once the person and healthcare professional have had a planned, meaningful discussion they may agree goals and actions as well as identifying any support needed to enable self-management.

This section has guidance and a proforma for the recording of the care plan, including:


- The person's care plan including their own personal goals and actions
- Options and ideas for what the health professionals will record in the clinical record including documenting that the clinical issues are recorded on a template within the practice system



Please note, you may download material from the secure area of the website for use in local Year of Care programmes and for non-commercial use only, without altering or removing copyright, trademark or any other notice.


2 Materials to promote PCSP

In this section you will find a selection of materials you can use to let people/patients know about PCSP and that the practice is going to be changing to a new way of working.




4 Information gathering appointments

This section contains materials to support HCAs with the information gathering step, as well as materials to help patients understand any results that are shared as part of preparation.




6 Patient preparation documents

This section contains the various formats of our patient preparation and results sharing documents, with notes on how to choose which preparation prompt to use.



8 The PCSP conversation

Once PCSP processes are established it is useful for practitioners to reflect or receive feedback on PCSP conversations. This section includes structured tools to achieve this.




10 Evaluation of PCSP

There are several benefits associated with evaluation how your PCSP process is working. Evaluation can demonstrate that PCSP is:

- Happening
- Doing what you expect
- Has value
- Identify areas of strength/weakness for learning and spread.

Ahead of developing a plan for evaluation of your PCSP implementation it may be useful to look at the documents in this section and spend some time considering the benefits you and your team hope to achieve by implementing PCSP, how the evaluation will be used and how it will be shared.



If you have any queries or would like access to the Year of Care resources, please contact us at enquiries@yearofcare.co.uk